



Use of the UCP Prototype Template in Training Environment

The UCP Prototype Template

A demonstrative version of the new UCP Template, incorporating new use cases is now available from our Training Environment. The new template will support people with:

- End of life care needs (our current use case)
- Dementia
- Frailty
- Learning disabilities
- Sickle cell disease
- Babies, children, young people with complex and urgent care needs
- Carer contingency planning

The purpose of the prototype is to demonstrate the updated UCP template to our users, ahead of its scheduled release in early 2024.

Accessing the UCP Prototype

The Prototype is available within our existing training environment. Note: this environment contains test patient information for the purposes of training on the UCP template.

Please do not enter any live patient information.

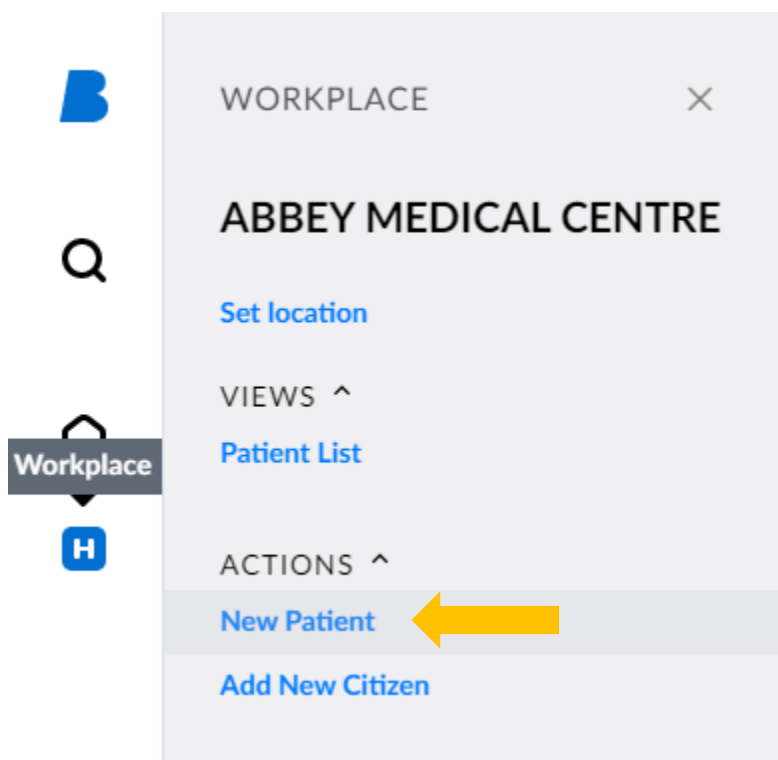
You can apply for access to the UCP Training Environment here: [Training – Universal Care Plan \(onelondon.online\)](#)

Note: The current UCP Template will remain available for uses to access and train with. You will see it displayed as 'Urgent Care Plan' in the following screenshots.

Once you have logged in, please follow the below steps to access the UCP Prototype template:

To start a new training UCP prototype care plan:

If you would like to create a new training patient and care plan from the beginning, please go to 'new patient' to create one (see below) - note this option is only available in our Training environment. In the live UCP portal, patient details are imported from the PDS by selecting 'add new citizen'.



Note: you will need to generate a valid **test** NHS number - you can do this here <https://patientsknowbest.github.io/nhsnum/>

Once created, you will be able to access the new prototype by clicking the below:

1. Click 'Start'

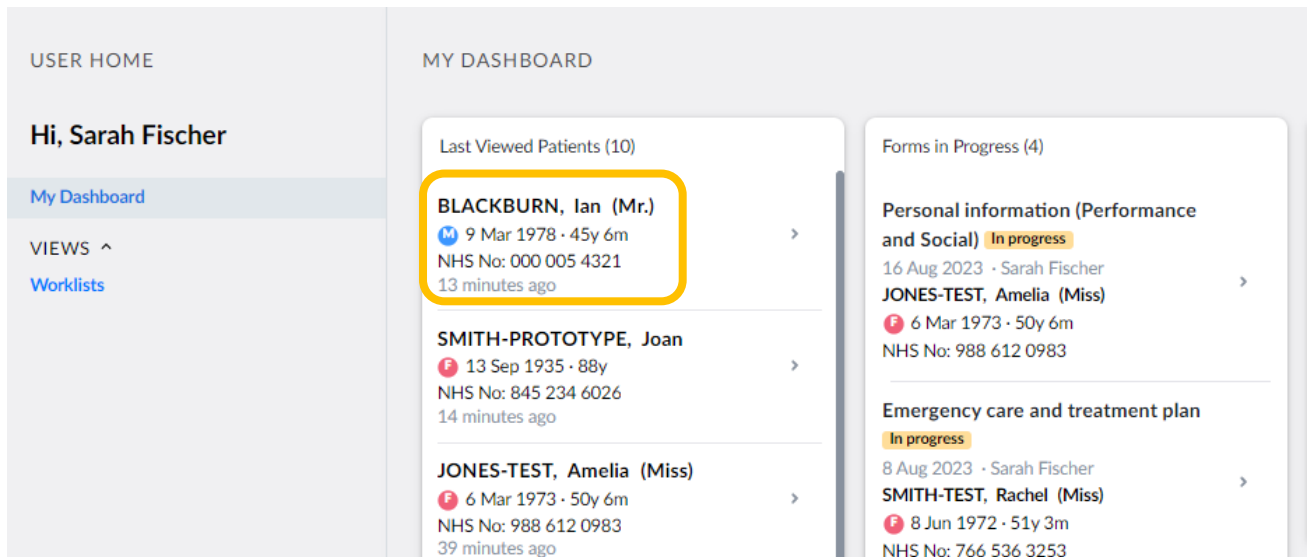
The screenshot shows a patient profile on the left and a 'CARE PLANS AND REGISTRIES' panel on the right. The patient profile includes the name 'SMITH-PROTOTYPE, Joan', date of birth '13 Sep 1935 · 88y', and NHS number '845 234 6026'. A warning message states 'No allergy information Validate!'. The 'CARE PLANS AND REGISTRIES' panel displays the text 'No care plan or registry yet' and 'To start the care plan or registry, select the button below.' A yellow arrow points to a blue 'Start' button within a yellow rounded rectangle.

2. Click Universal Care Plan – Prototype 'Start'

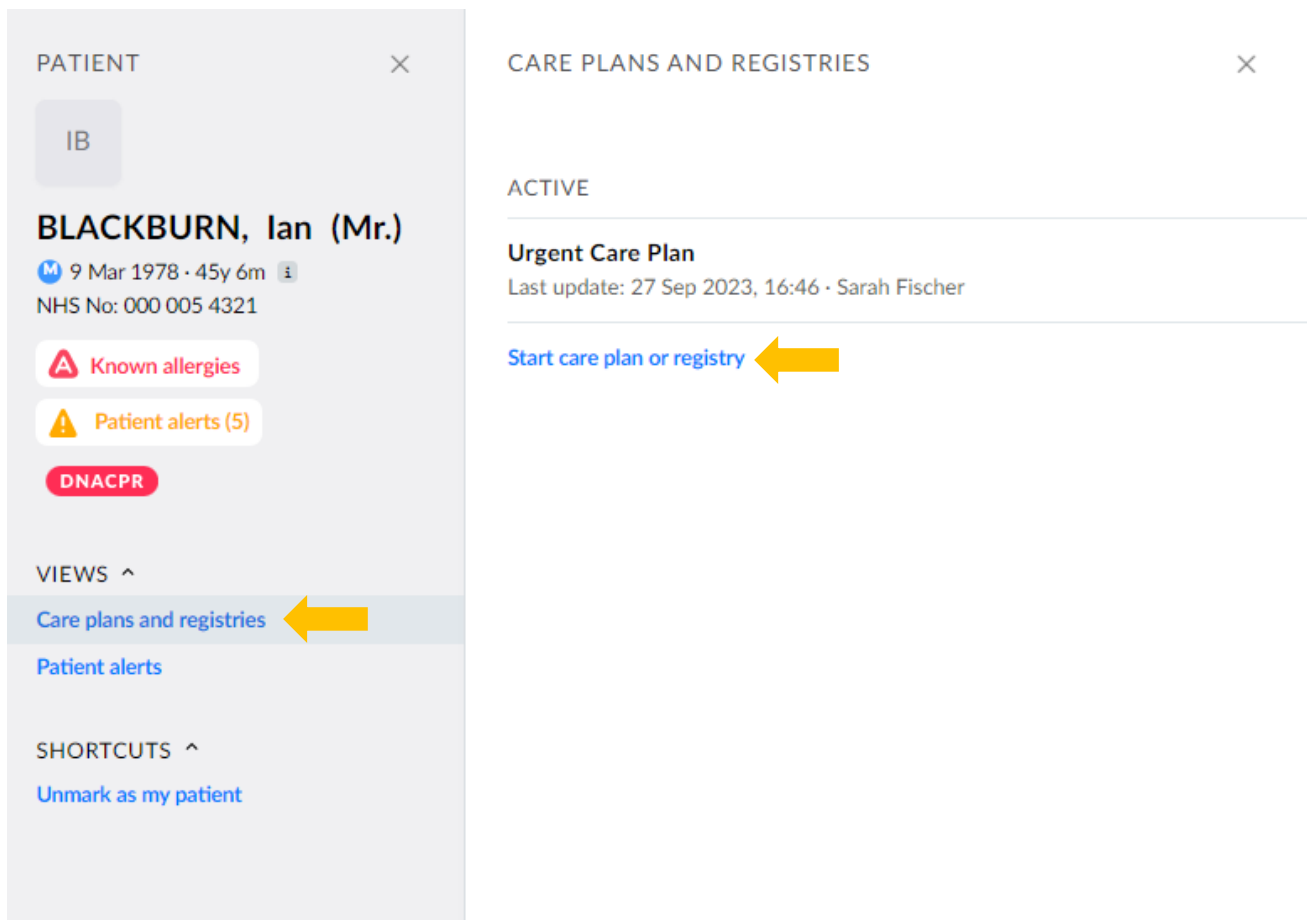
The screenshot shows the 'START CARE PLAN OR REGISTRY' dialog. It features a search bar, a 'Title' dropdown menu, and a list of care plan options. The first option is 'Universal Care Plan – Prototype', which has a blue 'Start' button and a three-dot menu icon next to it. A yellow arrow points to the 'Start' button. The second option is 'Urgent Care Plan'.

To edit an existing training care plan using the new Prototype template:

1. Open the existing training patient care plan on the UCP Training Portal



1. Go to 'care plans and registries' on the left of the screen
2. Click 'Start care plan or registry'



3. Click 'Universal Care Plan – Prototype 'Start''

The screenshot displays two side-by-side panels. The left panel, titled 'PATIENT', shows the patient's name 'BLACKBURN, Ian (Mr.)', date of birth '9 Mar 1978 - 45y 6m', and NHS number '000 005 4321'. It also lists 'Known allergies', 'Patient alerts (5)', and 'DNACPR'. Under 'VIEWS', there are links for 'Care plans and registries' and 'Patient alerts'. Under 'SHORTCUTS', there is a link for 'Unmark as my patient'. The right panel, titled 'START CARE PLAN OR REGISTRY', features a search bar and a dropdown menu for 'Title'. The 'Universal Care Plan – Prototype' option is highlighted in a grey bar, with a 'Start' button and a three-dot menu icon. Below this, the 'Urgent Care Plan' option is visible.

Once you have access, the new prototype template should look like the below:

The screenshot displays a patient care plan interface. On the left is a 'PATIENT' sidebar with a close button (X). It features a patient ID 'IB', the name 'BLACKBURN, Ian (Mr.)', and birth details '9 Mar 1978 · 45y 6m'. It also lists 'NHS No: 000 005 4321' and includes buttons for 'Known allergies', 'Patient alerts (5)', and 'DNACPR'. Below these are expandable sections for 'VIEWS' (with sub-links for 'Care plans and registries' and 'Patient alerts') and 'SHORTCUTS' (with a link for 'Unmark as my patient').

The main area is titled 'CARE PLAN' with a close button (X). The title is 'Universal Care Plan - Prototype' with an information icon (i). Below the title, it shows 'Last update: 28 Sep 2023, 16:28 · Sarah Fischer'. A 'VIEWS' section is present, with 'Plan management' highlighted. Underneath is a 'Summary' section. The 'CONTENT' section lists seven items, each with a status icon (checkmark or circle) and a title followed by '(Prototype 2)'. The first item is '1. About You (Prototype 2)' with a blue checkmark and 'Last update: 27 Sep 2023, 16:41 · Sarah Fischer'. The other items are '2. People who matter to you (Prototype 2)', '3. Living Arrangements and Daily Activities (Prototype 2)', '4. Clinical information and history (Prototype 2)', '5. Cardiopulmonary Resuscitation and Treatment Escalation Decision (Prototype 2)', '6. Physical Health (Prototype 2)', and '7. Cognition and Mental Wellbeing (Prototype 2)'.

For any questions or support you can contact us here: <https://ucp.onelondon.online/contact/>