



Universal Care Plan Valida User Guide

Guide for Clinical and Clerical
Users **without Smartcards**


In partnership with OneLondon
Hosted by NHS South West London CCG



Background & Context



Universal Care Plan for London (UCP), uses a piece of software locally to integrate with EMIS or SystmOne – **the Valida client**



The Valida client will only work when the user is also logged into EMIS or SystmOne which ensures users have a legitimate relationship with the patient (they can see the patient's record in EMIS or SystmOne), and enables bi-directional communication between the UCP and EMIS or SystmOne.

This saves duplication of data entry and ensures relevant data added to a UCP outside of the originating organisation is added to patient records where appropriate.

Create account



Find the Valida icon on your desktop and double click to get the application to start. After this first time, the Valida client will start whenever the machine is restarted.



Access Valida Client



Upon launching the Valida client, the following screen will appear:

The screenshot shows the Valida (DigiEvo Test) application window. The title bar includes a logo, the text 'Valida (DigiEvo Test)', and window controls. Below the title bar is a dark blue header with 'No patient selected' and a menu icon. The main content area is titled 'Valida authentication' and contains a section for 'Smart card' with the instruction 'Please insert your smart card to use smart card authentication.' and a blue hyperlink 'I don't have a smartcard'. The footer states 'Powered by BPAC Clinical Solutions © 2023'.

Click on the “I don’t have a Smartcard” link

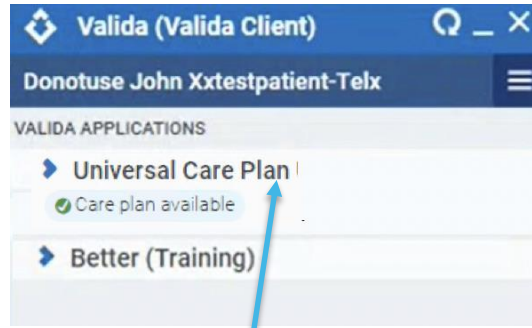
Enter the username and password (these will have been provided to you) plus your Organisation’s ODS code

The screenshot shows the Valida (DigiEvo Test) application window after clicking the link. The title bar and header are the same. The main content area is titled 'Valida authentication' and contains a section for 'Username and password' with the instruction 'If you do not have account details, please contact support helpdesk.' Below this are three input fields: 'Username', 'Password', and 'Organisation'. A 'Login' button is positioned below the 'Organisation' field. The footer states 'Powered by BPAC Clinical Solutions © 2022'.

Access Valida Client



- The Valida Client will log in
- When you do this for the first time you may see an activation screen generated by EMIS or SystmOne. Please see the next two slides.
- The application(s) available to you will appear as tiles.
- The name of patient open in EMIS or SystmOne will now appear in the Valida window.



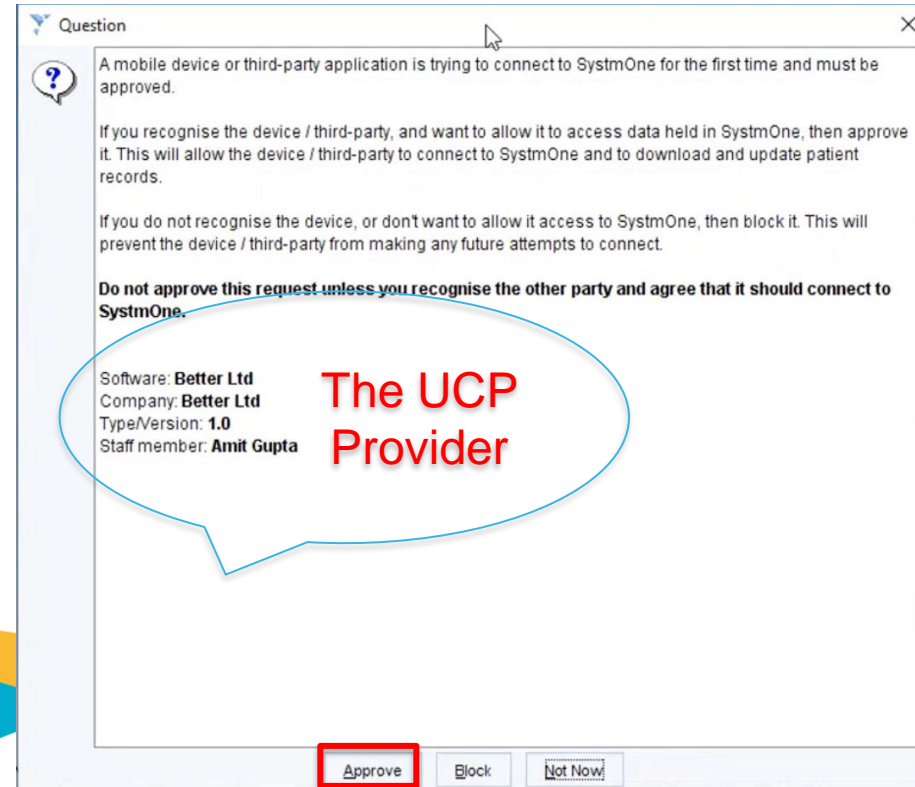
This test patient has a care plan

- The Valida Client is logged in and the application(s) available to you appear as tiles.

TPP SystmOne Users - Activating the Better SCPA



Now that you are logged into the Valida Client, you may be asked to confirm that you want the Better (software provider of the Universal Care Plan) to access SystmOne – press Approve.



For the first approval in any organisation, the user doing the approval must have admin rights in SystmOne. If you do not have admin rights and cannot activate the device, please find a user with admin rights in SystmOne and ask them to approve the mobile device in SystmOne. Now all users, with or without admin rights, will be able to approve the device on their machines.

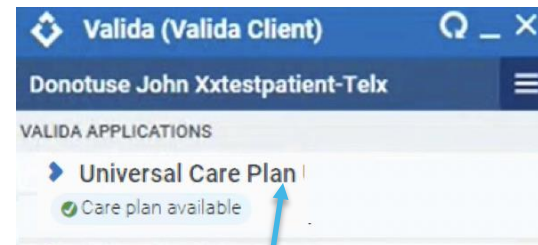
Getting access to a plan

Valida is now activated in EMIS or SystmOne. You can now access the care plan.



- Now load a patient in your record system.
- After a few seconds, the patient's name will appear in the header of the Valida client.
- Select Universal Care Plan to launch the patient's care plan to view an existing care plan or start a new one.

You will see the following:



This test patient has a care plan

All done!

The Valida account activation process is complete.



Service Support for Implementation



- For any queries or more information about configuring the Valida client, please contact the [UCP Support Team](#)
- For more information about the Universal Care Plan, please visit ucp.onelondon.online